


# Toddler Seat, 2.0m high

SW990030

**KOMPANI**  
Let's play



Item no. SW990030-00

## General Product Information


Dimensions LxWxH	77x50x167 cm
Age group	1+
Play capacity (users)	1
Color options	●



WOW! The Toddler Seat is a truly unique swing invention that makes it possible for toddlers to swing before they fully master the cross-coordination skills that conventional swinging takes. When seated, the toddler can push and pull the front chains and thus set the seat in motion. This is a fabulous event for toddlers, who have a strong drive to do things on their

own, but often need help. The feeling of independence is priceless to young toddlers and it boosts their self confidence. Apart from being great fun, swinging on the Toddler Seat trains important gross motor skills such as the sense of balance when seated but moving. Additionally, it is a good way of training muscles as the trunk stability and pushing and

pulling with arms all take some force. A truly socio-emotional as well as physically stimulating swing seat.



# Toddler Seat, 2.0m high

SW990030



KOMPAN designed curved toddler seat is made with an insert of 21.25 mm thick plywood from alder and pine wood. The outside layer is molded in UV stabilized PUR which retains its properties in the temperature range of -30°C to 60°C.



The double steel yoke suspension provides the unique parallel movement of the seat. The swing hangers are made of high quality UV stabilised nylon (PA6) housing with integrated lifetime sealed ball bearings. The height adjustable chains are fixed by a stainless steel hook with theft proof snake eye bolt in a turn able anti twist housing.



The four PUR rubber elements at the end of each chain supports the seat movement back and forth initiated by the toddler sitting on the seat.



The seats are available with swing chains of either hot dip galvanized steel or stainless steel for all swings heights.

Item no. SW990030-00	
Installation Information	
Max. fall height	0 cm
Safety surfacing area	12.9 m <sup>2</sup>
Total installation time	1.3
Excavation volume	0.00 m <sup>3</sup>
Concrete volume	0.00 m <sup>3</sup>
Footing depth (standard)	0 cm
Shipment weight	20 kg
Anchoring options	
Warranty Information	





Cradle to Gate A1-A3	Total CO <sub>2</sub> emission	CO <sub>2</sub> e/kg	Recycled materials
	kg CO <sub>2</sub> e	kg CO <sub>2</sub> e/kg	%
SW990030-00	58.80	3.83	33.40

The overall framework applied for these factors is the Environmental Product Declaration (EPD), which quantifies "environmental information on the life cycle of a product and enable comparisons between products fulfilling the same function" (ISO, 2006). This follows the structure and applies a Life-Cycle Assessment approach to the entire Product stage from raw material through manufacturing (A1-A3))

**Kompan A/S**  
 C.F. Tietgens Boulevard 32C  
 DK-5220 Odense SØ  
 Denmark



### Validation of CO<sub>2</sub> calculation of: Freestanding play equipment



Data version no. 2021-09-27

The CO<sub>2</sub> calculation and data are in compliance with the principles of a carbon footprint impact according to the GHG protocol (Greenhouse Gas Protocol), Scope 3, cradle to gate related to all individual components in the product category: "Freestanding play equipment" represented by item no.: KSW92011-0910.

(Scope 3 emissions include emission sources in the upstream and downstream value chain).

**Date: 15. October 2021 | Valid until: 15. October 2023**

**Validated by:**

Bente Hviid, Senior Consultant

Peter Bendtsen, Senior Consultant

Validation based on report: Validation of CO<sub>2</sub> calculation of 8 categories of Kompan product line, version 1.0, prepared by: Bureau Veritas HSE, Denmark: Bente Hviid and Peter Bendtsen.

**Publication date: 15. October 2021**

**By Bureau Veritas HSE**  
 www.bureauveritas.dk  
 +45 7731 1000

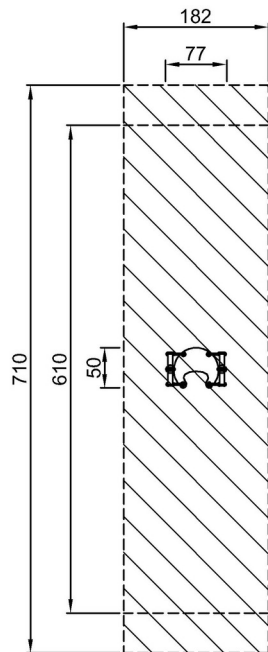


# Toddler Seat, 2.0m high

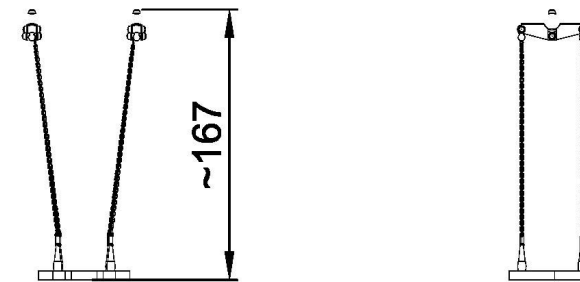
SW990030

\* Max fall height | \*\* Total height | \*\*\* Safety surfacing area

\* Max fall height | \*\* Total height



SW990030  
\*\*\*12.9m<sup>2</sup>



SW990030  
1:100

[Click to see TOP VIEW](#)

[Click to see SIDE VIEW](#)