

# Palace Giant L

PCT110421



Item no. PCT110421-0901	
General Product Information	
Dimensions LxWxH	938x1028x651 cm
Age group	6+
Play capacity (users)	30
Color options	



WOW! The Palace Giant L's sky-high climb-slide-meet features attract children hugely. The Giant offers a unique variety of speedy sliding, gentle swaying and not least challenging climbing activities. All these are in a see-through tower, promoting thrill and social interaction. All this ensures vigorous play, over and over. The slides are main attractions. The

open and closed slide and the challenging banister bars offer each their fast ride. Severe fun, stimulating social-emotional skills such as self-regulation and empathy. The varied climbing activities add choice: the tall, transparent climbs add thrill. Climbing here trains the cross-coordination, the sense of space and the condition. On ground level the

swaying hammock, low climbing walls and rope access with pods add opportunities for all to play, socialize and participate in the fun.



# Palace Giant L

PCT110421



Panels of 19mm EcoCore™. EcoCore™ is a highly durable, eco friendly material, which is not only recyclable after use, but also consists of a core produced from 100% recycled post consumer material from food packing waste.



All decks are supported by unique designed low-carbon aluminum profiles with multiple attachment options. The grey colored molded decks are made of 75% post-consumer ocean waste PP material with a non-skid pattern and texture surface.



The main posts have an alloy with improved tensile and yield strength to ensure superior structural integrity of the high towers. The posts has hot dip galvanised base and powder coated top finish which ensure long lifetime.

Item no. PCT110421-0901

### Installation Information

Max. fall height	284 cm
Safety surfacing area	84.3 m <sup>2</sup>
Total installation time	102.0
Excavation volume	10.32 m <sup>3</sup>
Concrete volume	4.58 m <sup>3</sup>
Footing depth (standard)	90 cm
Shipment weight	2,062 kg
Anchoring options	In-ground ✓ Surface ✓

### Warranty Information



High-quality polycarbonate with a thickness of 15mm. The graphic prints are added by a unique multi-layer print process where the inner layer is the image and outer transparent layer functions as protection. Both PC panel and the water-based lacquer are UV stabilized to prevent fading.



Fully welded steel frame with 45° cross welded steel grid of round steel pins with a diameter of 4mm. The airflow panel contributes to the overall structural integrity of the GIANT towers.



Curved and straight tunnel slide of either PE or stainless-steel material and supported by multiple steel rods to a center steel post. The tunnel slides are designed with perfect curve and inclination for a playful ride.



# Palace Giant L

PCT110421




Cradle to Gate A1-A3	Total CO <sub>2</sub> emission	CO <sub>2</sub> e/kg	Recycled materials
	kg CO <sub>2</sub> e	kg CO <sub>2</sub> e/kg	%
<b>PCT110421-0901</b>	5,164.70	3.11	50.50

The overall framework applied for these factors is the Environmental Product Declaration (EPD), which quantifies "environmental information on the life cycle of a product and enable comparisons between products fulfilling the same function" (ISO, 2006). This follows the structure and applies a Life-Cycle Assessment approach to the entire Product stage from raw material through manufacturing (A1-A3))

**Kompan A/S**  
 C.F. Tietgens Boulevard 32C  
 DK-5220 Odense SØ  
 Denmark



## Validation of CO<sub>2</sub> calculation of: Themed play systems



Data version no. 2021-09-27

The CO<sub>2</sub> calculation and data are in compliance with the principles of a carbon footprint impact according to the GHG protocol (Greenhouse Gas Protocol), Scope 3, cradle to gate related to all individual components in the product category: "Themed play systems" represented by item no.: MSC641100-3717P.

(Scope 3 emissions include emission sources in the upstream and downstream value chain).

**Date: 15. October 2021 | Valid until: 15. October 2023**

**Validated by:**

Bente Hviid, Senior Consultant

Peter Bendtsen, Senior Consultant

Validation based on report: Validation of CO<sub>2</sub> calculation of 8 categories of Kompan product line, version 1.0, prepared by: Bureau Veritas HSE, Denmark: Bente Hviid and Peter Bendtsen.

**Publication date: 15. October 2021**

By Bureau Veritas HSE  
 www.bureauveritas.dk  
 +45 7731 1000

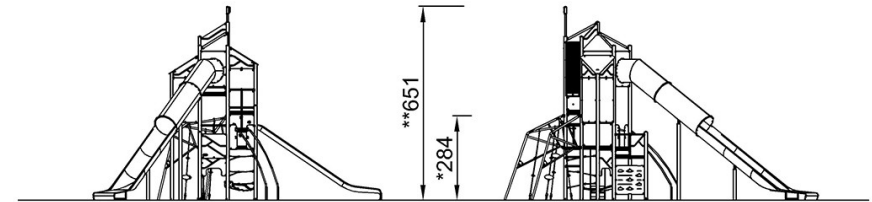
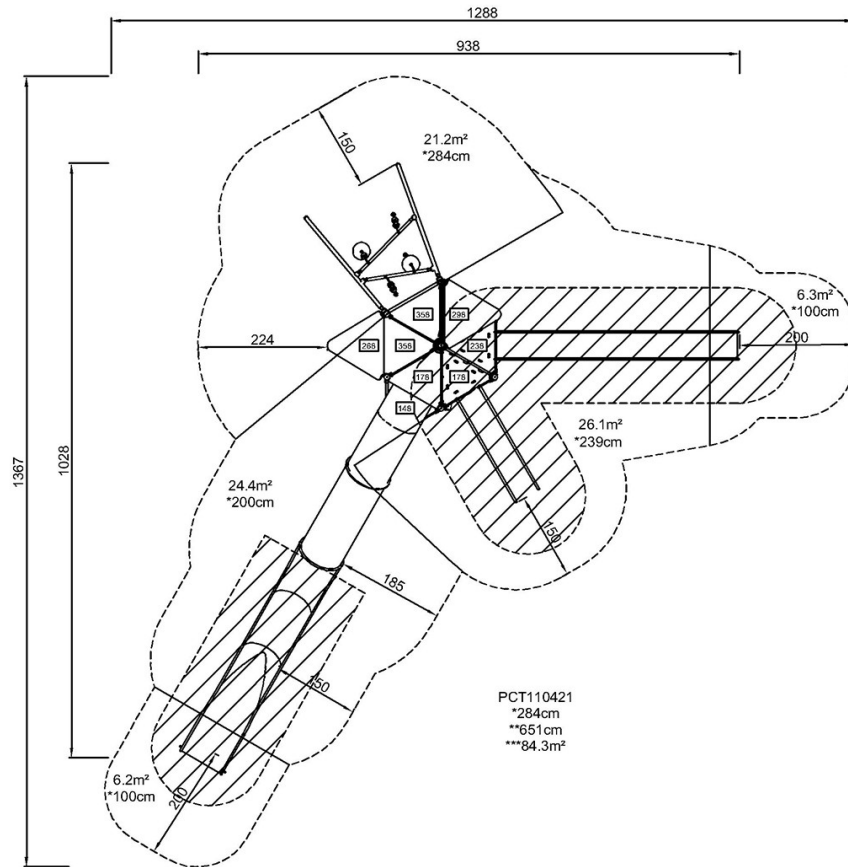


# Palace Giant L

PCT110421

\* Max fall height | \*\* Total height | \*\*\* Safety surfacing area

\* Max fall height | \*\* Total height



PCT110421

[Click to see TOP VIEW](#)

[Click to see SIDE VIEW](#)