

Turbo Carousel

PCM161



Item no. PCM161-0901

General Product Information

Dimensions LxWxH	233x211x232 cm
Age group	6+
Play capacity (users)	9
Colour options	



The Turbo Carousel is a playground hit that will make children come back again and again. With its responsive rings that rotate around their own axis and around the pole, too, the Turbo Carousel attracts children immediately. The upper body muscles and cores of children are constantly at work when hanging in arms or head down. This trains the upper body muscles

as well as spatial awareness. These skills are important for confidently navigating the body in the world. Jumping down, spinning friends around and making the way up again activate children's motor skills, muscles, cardio and build their bone density. These are developed for life in childhood, so the more they play, the more they gain. The step point support children

of different sizes to access the spinning experience. The rings provide high play capacity, which in turn spurs rough-and-tumble play, cooperation and turn-taking. This builds social-emotional learnings and friendships for life.

Turbo Carousel


PCM161




The steel surfaces are hot dip galvanised inside and outside with lead free zinc. The galvanisation has excellent corrosion resistance in outside environments and requires low maintenance.



Powder coated top finish on top of galvanisation is processed in two steps: Light grinding and clean sweeping, powder coating - thickness 70-120 µm.



Heavy duty engineered bearing system with two single row deep groove high quality ball bearings with rubber seals. The fully closed bearing construction is lifetime lubricated and located above ground.



Steps are made of PUR. It retains their properties in the temperature range of -30°C to 60°C. Step is stabilised to a maximum without use of heavy metal stabilities.



Heavy duty engineered bearing system with two single row deep groove high quality ball bearings with rubber seals. The fully closed bearing construction is lifetime lubricated and located above ground.

Item no. PCM161-0901

Installation Information

Max. fall height	100 cm
Safety surfacing area	30.1 m ²
Total installation time	3.9
Excavation volume	0.45 m ³
Concrete volume	0.12 m ³
Footing depth (standard)	90 cm
Shipment weight	261 kg
Anchoring options	Surface ✓ In-ground ✓

Warranty Information

Hot dip galvanised steel	Lifetime
Painted toplayer	10 years
PUR components	10 years
Bearing construction	5 years
Spare parts guaranteed	10 years





Cradle to Gate A1-A3	Total CO ₂ emission	CO ₂ e/kg	Recycled materials
	kg CO ₂ e	kg CO ₂ e/kg	%
PCM161-0901	431.20	2.95	46.10

The overall framework applied for these factors is the Environmental Product Declaration (EPD), which quantifies "environmental information on the life cycle of a product and enable comparisons between products fulfilling the same function" (ISO, 2006). This follows the structure and applies a Life-Cycle Assessment approach to the entire Product stage from raw material through manufacturing (A1-A3))

Kompan A/S
 C.F. Tietgens Boulevard 32C
 DK-5220 Odense SØ
 Denmark



Validation of CO₂ calculation of: Freestanding play equipment



Data version no. 2021-09-27

The CO₂ calculation and data are in compliance with the principles of a carbon footprint impact according to the GHG protocol (Greenhouse Gas Protocol), Scope 3, cradle to gate related to all individual components in the product category: "Freestanding play equipment" represented by item no.: GXY916012-3417.

(Scope 3 emissions include emission sources in the upstream and downstream value chain).

Date: 15. October 2021 | Valid until: 15. October 2023

Validated by:

Bente Hviid, Senior Consultant

Peter Bendtsen, Senior Consultant

Validation based on report: Validation of CO₂ calculation of 8 categories of Kompan product line, version 1.0, prepared by: Bureau Veritas HSE, Denmark: Bente Hviid and Peter Bendtsen.

Publication date: 15. October 2021

By Bureau Veritas HSE
 www.bureauveritas.dk
 +45 7731 1000

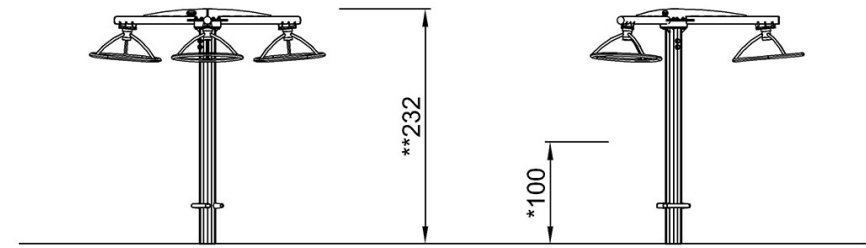
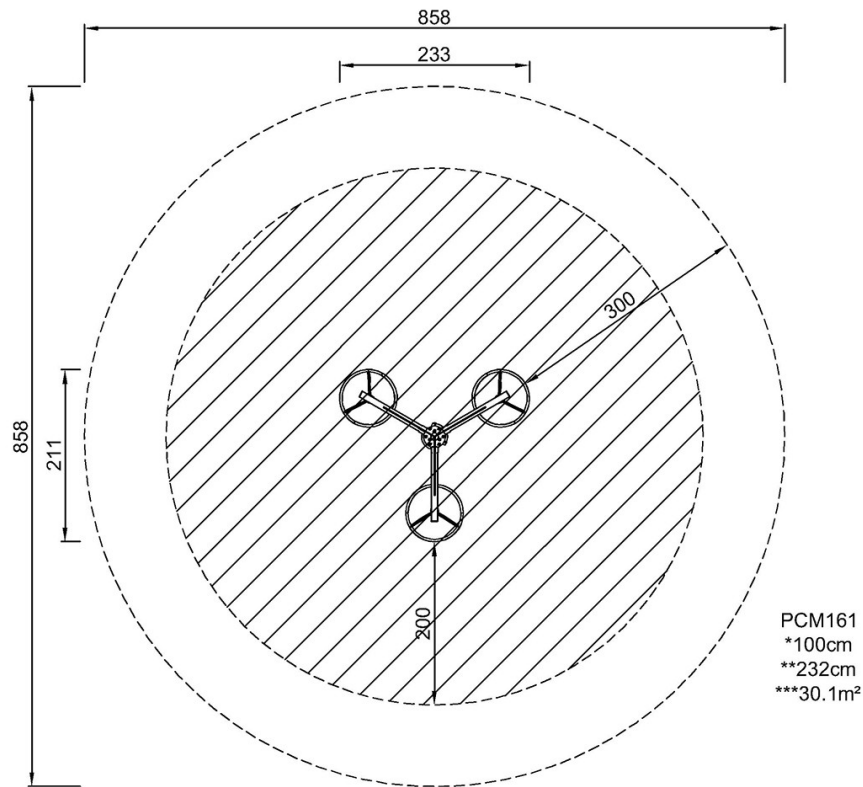


Turbo Carousel

PCM161

* Max fall height | ** Total height | *** Safety surfacing area

* Max fall height | ** Total height



PCM161

[Click to see TOP VIEW](#)

[Click to see SIDE VIEW](#)