

Scooter Carousel

PCM160



Item no. PCM160-0901

General Product Information

Dimensions LxWxH	80x79x94 cm
Age group	4+
Play capacity (users)	3
Color options	



WOW! The Scooter Carousel makes children squeal with joy: It rotates, tickles the stomach and is spacious enough for a few friends, too. The social appeal for children is evident: you can be active, and close together. This trains empathy, cooperation and turn-taking skills. The physical play and training in spinning is the main fun factor. The rotation point is at the

center allowing the children to adjust the spinning speed by pushing or pulling themselves into motion. This trains the logical thinking: speeding up by leaning into the center or slowing down by leaning out from it. The rotation trains the sense of balance which is fundamental for all other skills. A well-trained sense of balance helps children to navigate the

world securely, e.g. preventing falls when playing actively. The pushing and running help develop children's arm and leg muscles and cardio, while jumping on and off the Scooter Carousel builds bone density.



Scooter Carousel

PCM160



Posts are made of high quality galvanised steel with optional powder coated top finish. The galvanisation has excellent corrosion resistance in outside environments and requires low maintenance.




The upper round handle is made with a galvanised steel insert and covered with soft PUR rubber with grooves that ensures good handhold while rocking.



Heavy duty engineered bearing system with two single row deep groove high quality ball bearings with rubber seals. The fully closed bearing construction is lifetime lubricated and located above ground.



All decks are made of High Pressure Laminate HPL with a thickness 17.8mm and non skid surface texture according to EN 438-6. KOMPAN HPL has high wearing strength to ensure long lifetime in all climates.



Panels of 19mm EcoCore™. EcoCore™ is a highly durable, eco friendly material, which is not only recyclable after use, but also consists of a core produced from 100% recycled post consumer material from food packing waste.

Item no. PCM160-0901

Installation Information

Max. fall height	100 cm
Safety surfacing area	18.1 m ²
Total installation time	2.5
Excavation volume	0.44 m ³
Concrete volume	0.25 m ³
Footing depth (standard)	90 cm
Shipment weight	147 kg
Anchoring options	Surface ✓ In-ground ✓

Warranty Information



Scooter Carousel


PCM160



Cradle to Gate A1-A3	Total CO ₂ emission	CO ₂ e/kg	Recycled materials
	kg CO ₂ e	kg CO ₂ e/kg	%
PCM160-0901	207.90	2.54	43.00
PCM160-0950	206.30	2.52	43.70

The overall framework applied for these factors is the Environmental Product Declaration (EPD), which quantifies "environmental information on the life cycle of a product and enable comparisons between products fulfilling the same function" (ISO, 2006). This follows the structure and applies a Life-Cycle Assessment approach to the entire Product stage from raw material through manufacturing (A1-A3))

Kompan A/S
C.F. Tietgens Boulevard 32C
DK-5220 Odense SØ
Denmark



Validation of CO₂ calculation of: Freestanding play equipment



Data version no. 2021-09-27

The CO₂ calculation and data are in compliance with the principles of a carbon footprint impact according to the GHG protocol (Greenhouse Gas Protocol), Scope 3, cradle to gate related to all individual components in the product category: "Freestanding play equipment" represented by item no.: GXY916012-3417.

(Scope 3 emissions include emission sources in the upstream and downstream value chain).

Date: 15. October 2021 | Valid until: 15. October 2023

Validated by:

Bente Hviid, Senior Consultant

Peter Bendtsen, Senior Consultant

Validation based on report: Validation of CO₂ calculation of 8 categories of Kompan product line, version 1.0, prepared by: Bureau Veritas HSE, Denmark: Bente Hviid and Peter Bendtsen.

Publication date: 15. October 2021

By Bureau Veritas HSE
www.bureauveritas.dk
+45 7731 1000

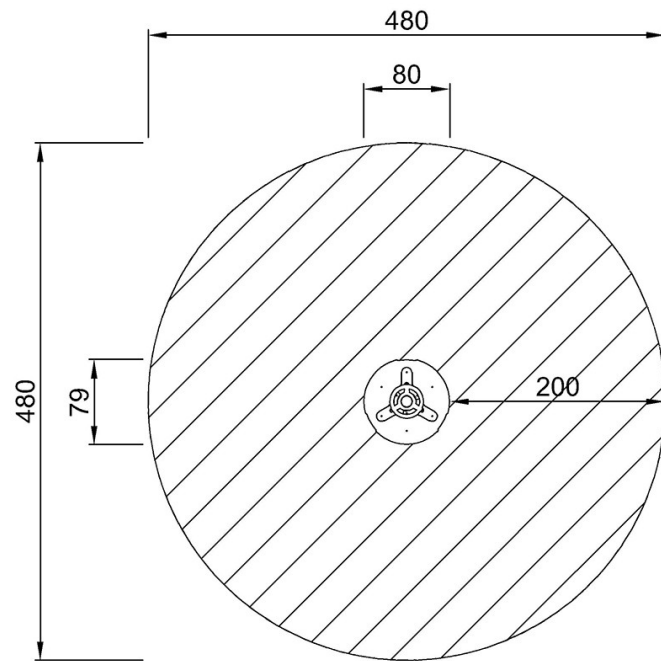


Scooter Carousel

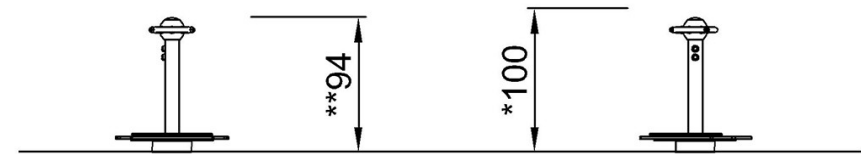
PCM160

* Max fall height | ** Total height | *** Safety surfacing area

* Max fall height | ** Total height



PCM160
*100cm
**94cm
***18.1m²



PCM160

[Click to see TOP VIEW](#)

[Click to see SIDE VIEW](#)