




# Greenhouse & Florist

MSV604

**KOMPAN**  
Let's play



Item no. MSV60400-0201	
<b>General Product Information</b>	
Dimensions LxWxH	146x120x121 cm
Age group	6m - 4
Play capacity (users)	8
Colour options	



Wow! Children are immensely attracted to the activity of the Greenhouse & Florist play area. In a small space, children will play intensely, again and again. Loaded with play, the play unit benefits the children's physical, social-emotional, cognitive, and creative development. Numerous play features encourage social play as they unite children

with tangible, cross-panel play activities: the tube, sand scoop, and string with knob. The Greenhouse & Florist has tangible themes: switch, bell, scoops making sounds when run in the toothed grooves, see-through flower vases. These build logical thinking skills as children push, pull and investigate the numerous play items. The rich themes inspire

dramatic play, which is phenomenal for language development: the main factor for learning, friendships and life success.




# Greenhouse & Florist

MSV604



Panels of 19mm EcoCore™. EcoCore™ is a highly durable, eco friendly material, which is not only recyclable after use, but also consists of a core produced from 100% recycled material.



Sand pipe is made from rotomolded PE. PE has high impact resistance across a wide temperature span which ensures durability.



Pots are made of pressure molded high quality nylon (PA6). PA6 has good wearing and impact strength.

Item no. MSV60400-0201

### Installation Information

Max. fall height	0 cm
Safety surfacing area	0,0 m <sup>2</sup>
Total installation time	5,1
Excavation volume	0,00 m <sup>3</sup>
Concrete volume	0,00 m <sup>3</sup>
Footing depth (standard)	0 cm
Shipment weight	52 kg
Anchoring options	Surface ✓

### Warranty Information

EcoCore HDPE	Lifetime
Movable parts	2 years
PUR components	10 years
Membrane	2 years
Spare parts guaranteed	10 years




On the side of the wall there is a transparent bubble made from UV-stabilized PC.



See-through tubes are made of PPMA. PPMA has outstanding durability and resistance to UV radiation.






Cradle to Gate A1-A3	Total CO <sub>2</sub> emission	CO <sub>2</sub> e/kg	Recycled materials
	kg CO <sub>2</sub> e	kg CO <sub>2</sub> e/kg	%
<b>MSV60400-0201</b>	82,20	1,69	71,20

The overall framework applied for these factors is the Environmental Product Declaration (EPD), which quantifies "environmental information on the life cycle of a product and enable comparisons between products fulfilling the same function" (ISO, 2006). This follows the structure and applies a Life-Cycle Assessment approach to the entire Product stage from raw material through manufacturing (A1-A3))

**Kompan A/S**  
 C.F. Tietgens Boulevard 32C  
 DK-5220 Odense SØ  
 Denmark



### Validation of CO<sub>2</sub> calculation of: Themed play systems



Data version no. 2021-09-27

The CO<sub>2</sub> calculation and data are in compliance with the principles of a carbon footprint impact according to the GHG protocol (Greenhouse Gas Protocol), Scope 3, cradle to gate related to all individual components in the product category: "Themed play systems" represented by item no.: MSC641100-3717P.

(Scope 3 emissions include emission sources in the upstream and downstream value chain).

**Date: 15. October 2021 | Valid until: 15. October 2023**

**Validated by:**

Bente Hviid, Senior Consultant

Peter Bendtsen, Senior Consultant

Validation based on report: Validation of CO<sub>2</sub> calculation of 8 categories of Kompan product line, version 1.0, prepared by: Bureau Veritas HSE, Denmark: Bente Hviid and Peter Bendtsen.

**Publication date: 15. October 2021**

**By Bureau Veritas HSE**  
 www.bureauveritas.dk  
 +45 7731 1000

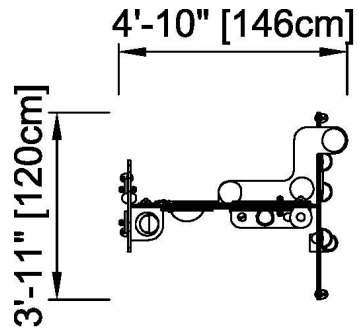


# Greenhouse & Florist

MSV604

\* Max fall height | \*\* Total height | \*\*\* Safety surfacing area

\* Max fall height | \*\* Total height



MSV60400

MSV60400-0201

\*\* 4'-X" / 121cm  
1/8" = 1'-0"

[Click to see TOP VIEW](#)

[Click to see SIDE VIEW](#)