

Balance Beam

FSW215



Item no. FSW21500-0900	
General Product Information	
Dimensions LxWxH	533x317x45 cm
Age group	13+
Play capacity (users)	3
Colour options	



See KOMPAN Fit app for more



In addition to running, jumping, climbing and crawling, balancing should always be a part of a challenging obstacle course. The balance beam is divided into three sections with increasing degrees of difficulty. The real dare devils can make the exercises even more difficult by balancing backwards. The surface of the Balance Beam is made from Ekogrip®

panels with a top-layer of thermoplastic rubber, this has a non-skid effect for comfortable and safe training in all weather circumstances.

Balance Beam

FSW215



Post are made of 101.6 x 2mm, pre-galvanized carbon steel and powder coated, a great protection to all conditions.



The connectors are made of die-cast aluminium, specially alloyed for the outdoor environments and heavy usage. The screws attaching the connectors are stainless steel and protected by zinc washers.



The bars intended for exercises are made of hot-dip galvanized steel $\varnothing 48\text{mm}$. The diameter of these bars provide a good support when used to for push ups exercises or when doing exercises standing on the tubes.

Item no. FSW21500-0900

Installation Information

Max. fall height	40 cm
Safety surfacing area	25,8 m ²
Total installation time	3,7
Excavation volume	0,11 m ³
Concrete volume	0,00 m ³
Footing depth (standard)	90 cm
Shipment weight	102 kg
Anchoring options	In-ground ✓ Surface ✓

Warranty Information

EcoCore HDPE	Lifetime
Post	10 years
Hot dip galvanized steel	Lifetime
Connectors	10 years
Spare parts guaranteed	10 years



All KOMPAN fitness products are compliant with the ASTM F3101 & EN16630 Outdoor Fitness Standards. Load tests are performed as a static test by adding dynamic factors as well as safety factors to the specified load of 78kg per user. A product intended for 1 user is loaded with 420kg.



The information sign is made of a PA6 (Polyamide) and shows the most relevant exercise and a QR code. When scanned the QR code will link to an animated illustration of the exercise and offers the possibility of downloading the KOMPAN sport & fitness App, which will provide a large amount of exercises and workouts.




The surface is made of Ekogrip™ panels, consisting of 15mm polyethylene with a 3mm top-layer of thermoplastic rubber. The Ekogrip™ panels have a non-skid effect for comfortable and safe training at all weather circumstances.



Cradle to Gate A1-A3	Total CO ₂ emission	CO ₂ e/kg	Recycled materials
	kg CO ₂ e	kg CO ₂ e/kg	%
FSW21500-0900	210,40	3,09	42,40

The overall framework applied for these factors is the Environmental Product Declaration (EPD), which quantifies "environmental information on the life cycle of a product and enable comparisons between products fulfilling the same function" (ISO, 2006). This follows the structure and applies a Life-Cycle Assessment approach to the entire Product stage from raw material through manufacturing (A1-A3))

Kompan A/S
 C.F. Tietgens Boulevard 32C
 DK-5220 Odense SØ
 Denmark



Validation of CO₂ calculation of: Fitness



Data version no. 2021-09-27

The CO₂ calculation and data are in compliance with the principles of a carbon footprint impact according to the GHG protocol (Greenhouse Gas Protocol), Scope 3, cradle to gate related to all individual components in the product category: "Fitness" represented by item no.: FAZ10100-0900 (Scope 3 emissions include emission sources in the upstream and downstream value chain).

Date: 15. October 2021 | Valid until: 15. October 2023

Validated by:

Bente Hviid, Senior Consultant

Peter Bendtsen, Senior Consultant

Validation based on report: Validation of CO₂ calculation of 8 categories of Kompan product line, version 1.0, prepared by: Bureau Veritas HSE, Denmark: Bente Hviid and Peter Bendtsen.

Publication date: 15. October 2021

By Bureau Veritas HSE
 www.bureauveritas.dk
 +45 7731 1000

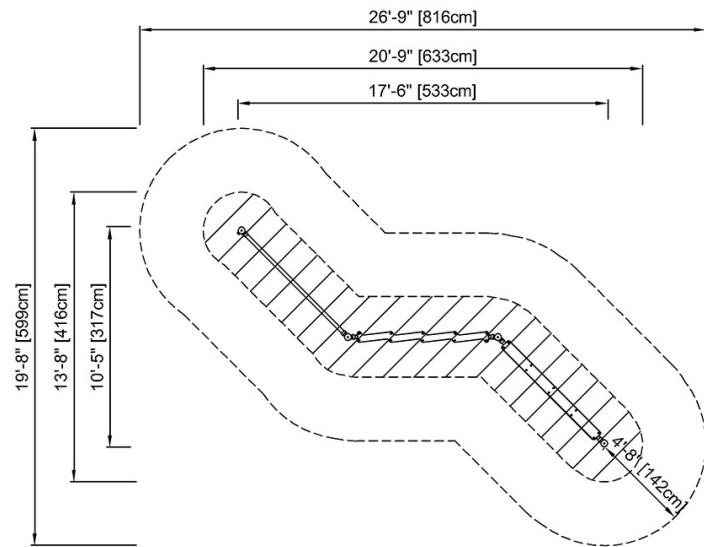


Balance Beam

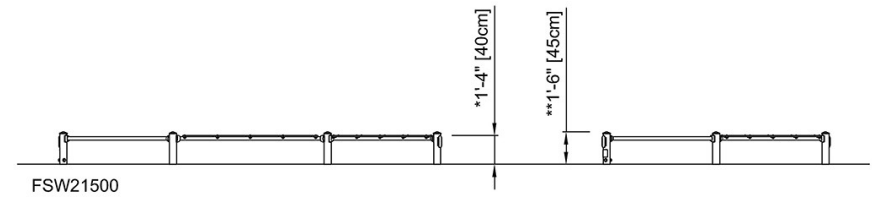
FSW215

* Max fall height | ** Total height | *** Safety surfacing area

* Max fall height | ** Total height



FSW21500
* 1'-4" / 40cm
** 1'-6" / 45cm
*** 278ft² / 25.8m²



[Click to see TOP VIEW](#)

[Click to see SIDE VIEW](#)